

Solenoid valves for large flow capacity, suitable for water, air, oil, inert gases and other fluids non-corrosive for copper alloys, with viscosity up to 2° Engler

OPERATION AND INSTALLATION

2 way valve, normally-closed

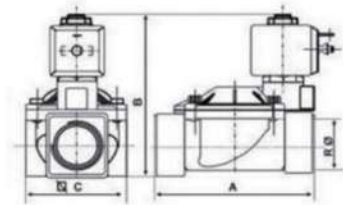
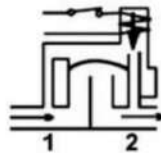
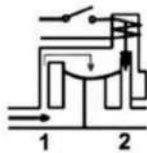
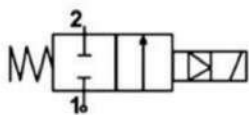
Servo-assisted membrane actuator

Female end connections, size 3/8" to 2" BSP

Upstream media enters the space above the membrane, pressing it against the seat, preventing the flow. When the coil is energized, the pilot plug opens discharging the flow, therefore the media lifts the membrane disc allowing the flow

N.B. minimum differential pressure : 0.1 bar is necessary for valve to open and close correctly

Valve should be mounted in an upright position to operate correctly



ELECTRICAL SPECIFICATIONS

Closing time : 10 msec.

Press-forged brass body

Internal parts in stainless steel (17 % CR)

Gaskets in **EPDM**

With dc coil indicated pressure values must be reduced by 60%

MAGNETS

Actuator coils are supplied separately, see Coils page for voltage selection and technical data

Type	A	B	C
23C	69	92.5	40
23D	72	94.5	40
23E	100	100	65
23F	104	105.5	65
23G	145	127	102
23H	145	127	102
23I	173	141	118

Dimensions and weights are inclusive of coil

TYPE	Through bore dia. ø mm	Female connection BSP	Kv m ³ /h	Shut down time with 1 bar DP sec	Minimum differential pressure bar	Maximum differential pressure bar	Test pressure (DIN2401) PN bar	Working Temperature °C	Unit Weight Kg
23C	13	3/8"	3	1	0.1	20	25	-10 to 90	0.55
23D	13	1/2"	3	1	0.1	20	25	-10 to 90	0.58
23E	20	3/4"	8.4	1.5	0.1	20	25	-10 to 90	1.02
23F	25	1"	9.6	1.5	0.1	20	25	-10 to 90	1.10
23G	35	1 1/4"	25.2	2.5	0.1	10	16	-10 to 90	3.15
23H	40	1 1/2"	30	3	0.1	10	16	-10 to 90	2.90
23I	50	2"	37.2	3.5	0.1	10	16	-10 to 90	4.3

Kv = water flow in m³/h with pressure drop of 1 bar (1 bar = 100kPa)